





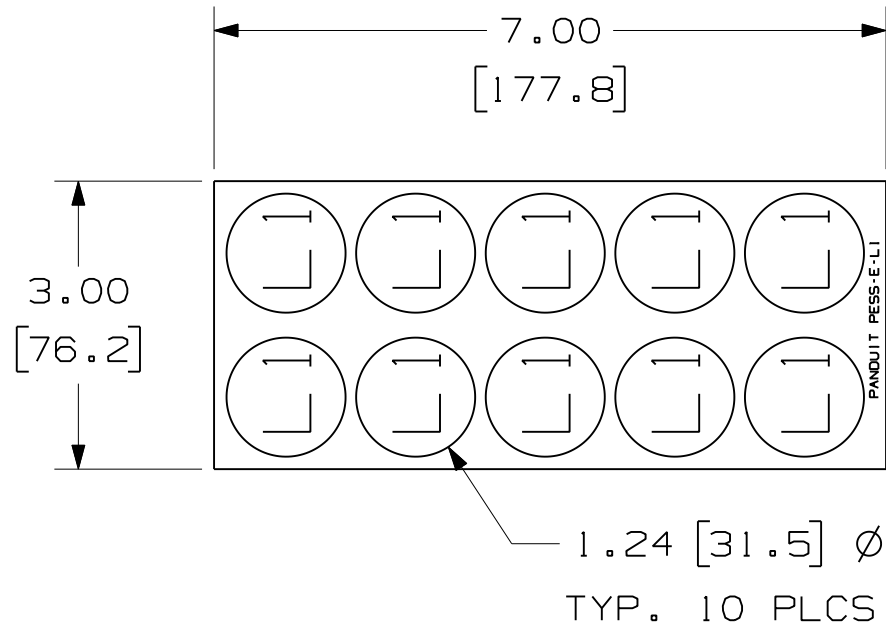


PART NO.	COLOR: BACKGROUND/P RINT	SYMBOL 
PESS-E-L1	BLACK/WHITE	
PESS-E-L2	BLACK/WHITE	
PESS-E-L3	BLACK/WHITE	
PESS-E-CE	WHITE/BLACK	
PESS-E-ES	WHITE/BLACK	

THIS COPY IS PROVIDED ON A RESTRICTED BASIS AND IS NOT TO BE USED IN ANY WAY DETRIMENTAL TO THE INTERESTS OF PANDUIT CORP.



NOTES:

1. MILLIMETERS ARE IN [].
2. 10 MARKERS PER CARD.
3. 10 CARDS PER PACKAGE.

CAD FILENAME/LAYERS													
100318RC-DC-C10715/05B													
PANDUIT CORP. TINLEY PARK, ILLINOIS													
CUSTOMER DRAWING PESS-E- * CONDUCTOR IDENTIFICATION LABELS													
UNLESS OTHERWISE SPECIFIED, DIMENSIONAL TOLERANCES ARE: (.X) ± .1 (XXX) ± .025 (.XX) ± .050 ANGLES ± 5°						UNLESS OTHERWISE SPECIFIED, ALL DIMENSIONS ARE GIVEN IN INCHES, THIRD ANGLE PROJECTION.							
1	11/17/11	RVU		UPDATE TABLE WITH BETTER SYMBOLS.	6561	R				DRAWN BY RVU	MAT'L: GMYOL LAMINATED POLYESTER	SCALE NTS	
0	11/16/07	RVU		DRAWING RELEASE	5479	R				DATE 7/11/07		DRAWING NO. C10717	DWG A
REV	DATE	BY	CHK	DESCRIPTION	ECN	R	CUST	SUP	CHK				SIZE